

# Community Asset Mapping with Children TOOL KIT



The tool kit has been developed through consultation with children from across the Highlands both in Primary School and Care and Learning Alliance Out of School Settings.



***“Children have the right to say what they think should happen when adults are making decisions that affect them and to have their opinions taken into account” Source: UNCRC Article 12.***

There are many reasons why we may wish to consult with children, what is important is that you are clear that the methods and variety of approaches you intend to use are inclusive, provide choice, are age/stage appropriate and respect children’s right to choose to participate or not. This is particularly important where consultation is being carried out in children’s leisure time.

### **Points to consider**

**WHY** are the children to be involved? Why do you need the information? How will it benefit the children? What will happen with the results?

**HOW** will the children be involved? Examples include: surveys, workshops, activities, interviews, asset mapping, graffiti walls, conversations, puppet theatre, video, photographs, mind mapping.

**WHEN** will they be involved, eg in school time, after school, weekends or holiday periods?

**WHERE** will this take place? Where will the children be consulted? Examples include: in their local communities, play parks, school playgrounds, sports fields, activity clubs? In our experience, children are more likely to be willing to engaged where an active methods are used. Remember it is important to ensure you have representation from both rural and urban areas.

### **CONSULTATION**

***How will you gather the information you need?*** Think about:

- The range of topics you wish to cover; one, a few or many? Make a list.
- Whether you need mostly facts and figures, or views, opinions and suggestions; we would suggest both.
- Trialling different methods, seeing what works best. You may wish to use the Plan, Do, Study, Act (PDSA) model to test and make improvements in the early stages.
- Do you have existing experience of consultation work, good or bad? What did you learn?
- What information will help influence relevant agencies, partners and plans? How will this be shared?
- How to make the children feel that they are important and their views valued!



## RESOURCES

Floor Book

Mind Maps

Disposable and/ or Digital Cameras/Video/Flip Camera

Evaluation ideas






*My favourite place where I live?*

*My big wish for where I live?*



No  Maybe  Yes 



1  2  3 

Wellbeing Indicators SHANARRI (example available)

Play Survey ( example available)

Activity Ideas - What are children's current interests? What interactive ideas do you have? Can you combine these? Where and for how long will the activities take place? Consider adult/child ratios, manageable risk and risk benefit as appropriate to the location. Do you have publicity flyers, parental and media consent?

Goodie Bags - to reward the children's efforts and input.



**IF** you are considering **"walk testing"** (child led walks around their local community which offer the opportunity for children to take photographs to highlight their favourite and least favourite places), here are some top tips:

- It is not always necessary to provide cameras for the children, give them the choice to use or not.
- Consider adult/child ratios, risk and risk benefit, as appropriate.
- It is helpful to take notes on route, not all children will record their findings.
- If possible, try and get teenagers to accompany the children, they like working with older peers!
- The process works well if completed in one day, complete the walk, look at the photos and record the evidence.
- Try and visit places the children do not normally see; children tend to choose to visit places they are familiar with and happy to go to.
- Choose a nice day, finish the event with a picnic, or a barbeque!

## Appendices:

Feedback Form

Examples of the SHANARRI Consultation and Play Survey are available by contacting our Inverness Office on 01463 703033 or by email [inverness@calachildcare.co.uk](mailto:inverness@calachildcare.co.uk)

## Community Asset Mapping 2015

### Tool Kit Feedback

As a recipient of the tool kit we used in our recent Community Asset Mapping Project involving primary age children in Out of School Clubs and Primary Schools we would very much appreciate your feedback.

Please take a few moments of your time to complete the questions below and return to us by email to: [s.macbean@calachildcare.co.uk](mailto:s.macbean@calachildcare.co.uk) or in hard copy for the attention of:

Sandra MacBean, Quality Improvement Officer Out of School Care, Care and Learning Alliance, c/o Highland Council, Dochfour Drive, Inverness IV2 5EQ

Your name:

Your role in Highland:

**Thinking about how you used the tool kit resource can you say what worked well?**

**Please comment:**

**Thinking about how you used the Tool Kit resource can you say what did not work so well?**

**Please comment:**

**What do you think children and young people you worked with thought of the Tool Kit?**

**Please comment:**

**If you have already used the Tool Kit would you use the resource again? YES/NO**

**Please comment:**

**If you have not used the Tool Kit do you intend to use the resource in the future? YES/NO**

**Please comment:**

**Please tell us what else would help you to consult with children?**

Thank you for your feedback we will use this to evaluate the project outcome.